

# ON-ROOF MOUNTING SYSTEMS SUN 301.33 H

## Technical datasheet Nr 110

These mounting systems are designed to install rows of 1 to 4<sup>(1)</sup> collectors SUN 301.33 H on sloping roof with an inclination from 15° to 70°. A large choice of roof brackets (anchors) is available in option<sup>(4)</sup>.

### • TECHNICAL SPECIFICATIONS:

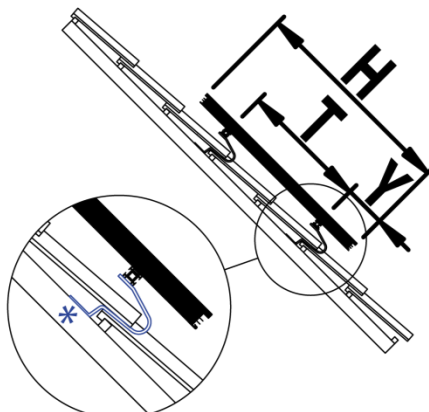
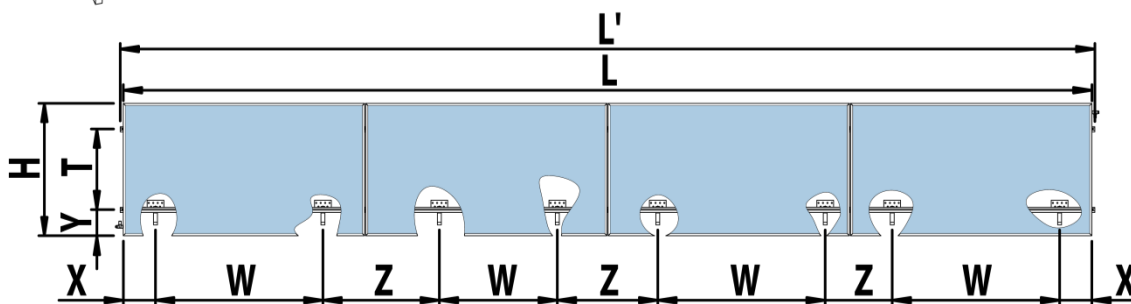
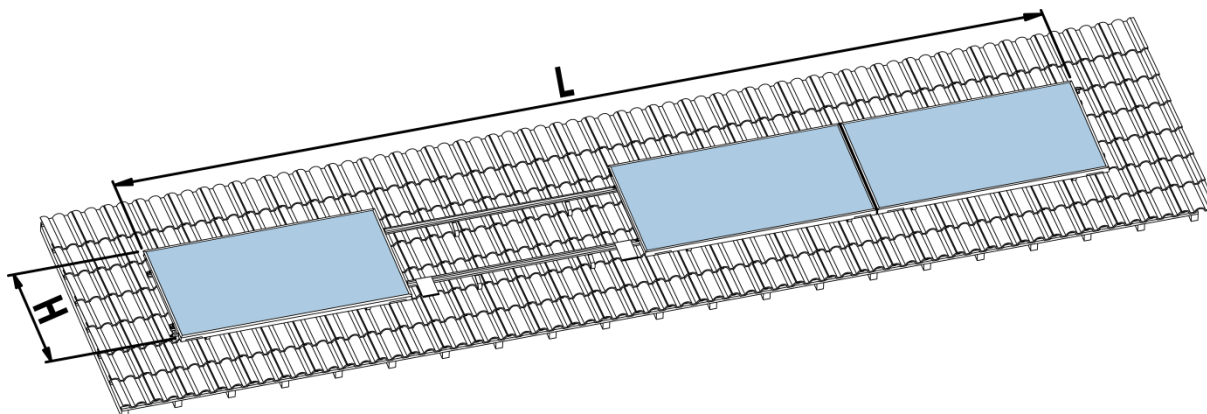
Number of collectors	References	Dimensions <sup>(3)</sup> (mm)							
		L	L'	H	X <sup>(2)</sup> (400-570)	W <sup>(2)</sup> (1700-2000)	Z <sup>(2)</sup> (812-1112)	Y	T <sup>(2)</sup> (700-820)
1	50070201458	2 802	2 856						
2	50070201459	5 614	5 668						
3 <sup>(1)</sup>	50070201460	8 426	8 480	1 182	503	1 850	= 2 812 - W = 962	233	760
4 <sup>(1)</sup>	50070201461	11 238	11 292						

(1) Maximum number of collectors per row under certain conditions.

(2) Detailed quotation with range of tolerance available in our installation manual or on request.

(3) Dimensions defined according a standard load of 150 kN/m<sup>2</sup>. At elevated load, additional frames and brackets (anchors)<sup>(4)</sup> must be add.

(4) Please see the technical datasheets of brackets (anchors).



**\* anchors available in option**